

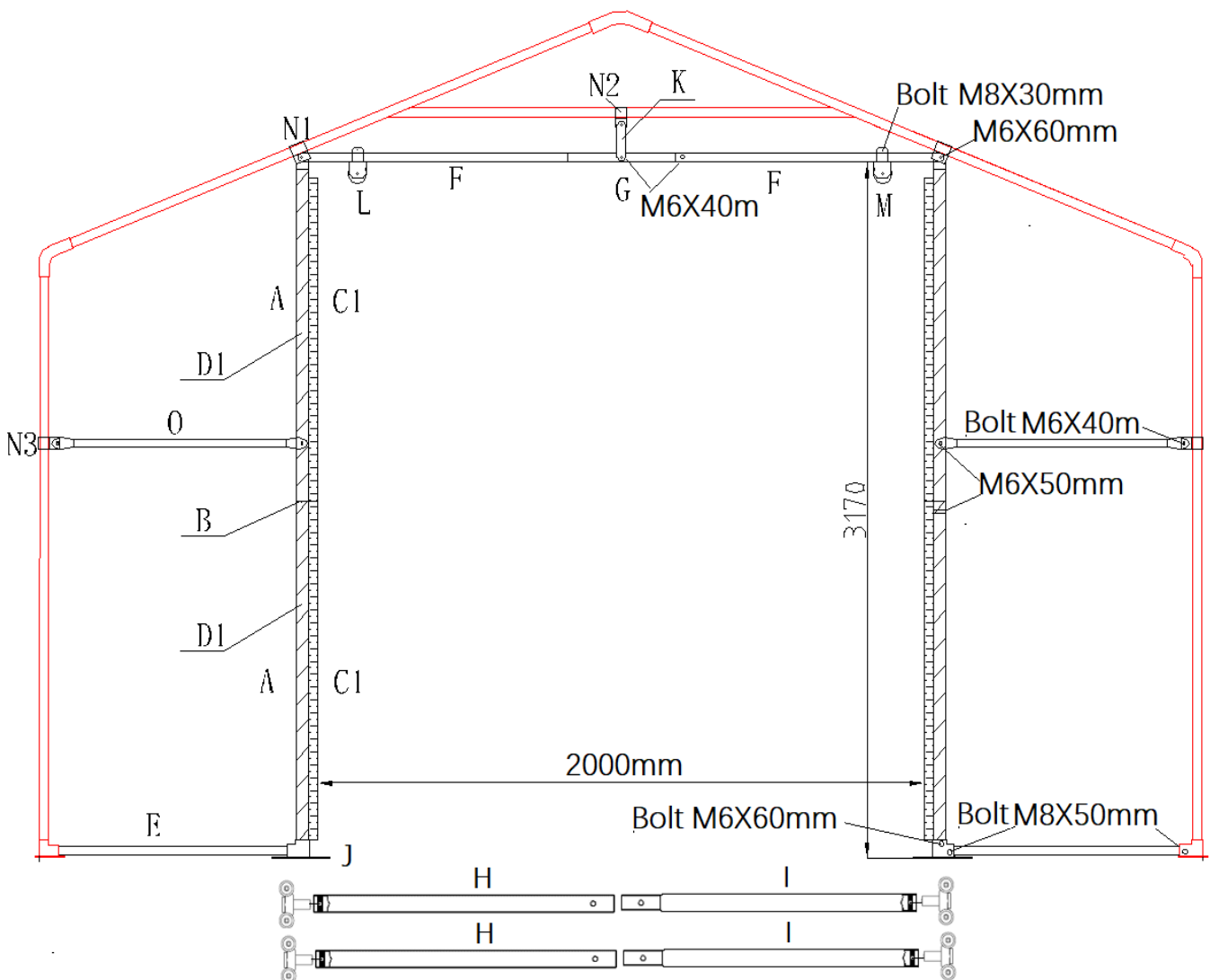


Pull up End wall of TITAN Industrial 3m series-Height 3m

Assembly instructions

Please observe the instructions provided below in order to extend the useful life of your tent.



Frame of pull-up End wall





Pull up End wall of TITAN Industrial 3m series-Height 3m

Details






Pull up End wall of TITAN Industrial 3m series-Height 3m

Rope Pulling up the Door





Pull up End wall of TITAN Industrial 3m series-Height 3m



Part list:

No.	Name	Drawing	Quantity
A	Pole 40x40x1590mm	<p>Front View</p> <p>Back View</p>	4
B	Pole 35x35x400mm	<p>Front View</p> <p>Back View</p>	2
C1	Pole 30x33x1520mm		4
D1	Pole 30x12x1520mm (with Zigzag circlips 950mm)		4
E	Bar ϕ 37x360mm		2
F	Bar ϕ 25x985mm		2
G	Bar ϕ 25x305mm		1

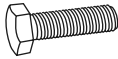
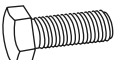
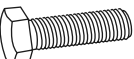










Pull up End wall of TITAN Industrial 3m series-Height 3m

H	Rail ϕ 25x1032mm with wheel		2
I	Rail 25x1035mm with wheel		2
J	Foot Pad		2
K	Bar ϕ 25x285mm		1
L	Double Sheave		1
M	Sheave		1
N1	Connector		2
N2	Connector		1
N3	Connector		2
O	Bar ϕ 25x395mm		2
	PVC Wall		1
	M6X40MM BLOT		5
	M6X50MM BLOT		30



Pull up End wall of TITAN Industrial 3m series-Height 3m

	M6X60MM BLOT		4
	M8X30MM BLOT		3
	M8X50MM BLOT		4
	M6 LOCK NUT		39
	M8 LOCK NUT		7
	M10 LOCK NUT		2
	M6 EYENUT		2
	M6 Allen Key		1
	M6 Wrench		2
	Rope 19m		1
	Plastic Gasket 90x45x0.8mm		4



U K T E N T S . C O M